



FOR LEASE

1,600^{SF} Gateway Retail

Pacific Village Center
3125 Gateway Street
Springfield OR 97477

AVAILABLE NOW

- Shadow anchored by Dari-Mart, close to the PeaceHealth RiverBend hospital, Shoppes at Gateway, I-5 interchange & brand new Chick-fil-A
- All glass front with natural light
- High traffic location with visibility on Gateway St. (19,740 VPD)
- Former salon - extensive plumbing in place
- End-Cap Unit
- \$1.75/sf NNN (NNN est. \$0.61/sf)

Evans
Elder
Brown &
Seubert

COMMERCIAL REAL ESTATE

Jack Pennington
jack@eebcre.com

541.345.4860
office

541.513.0918
cell

Licensed in the State of Oregon.

Pacific Village Center
3125 Gateway Street
Springfield OR 97477

Evans
Elder
Brown &
Seubert

COMMERCIAL REAL ESTATE

CONTACT

Jack
Pennington

jack@eebcre.com

541.345.4860

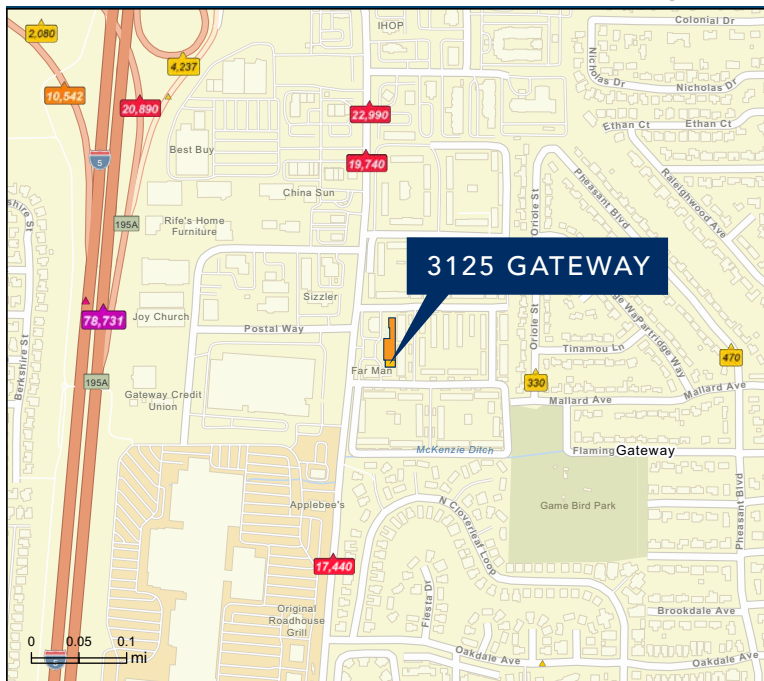
office

541.513.0918

cell

101 East Broadway
Suite #101
Eugene, OR 97401

Licensed in the
State of Oregon.

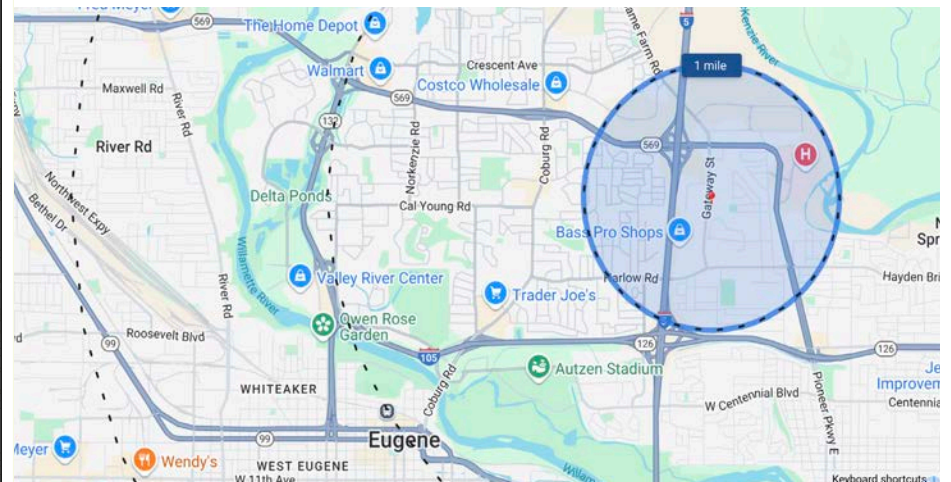


POPULATION

- 1 mile radius - 31k
- 3 mile radius - 120.2k

AVERAGE INCOME

- 1 mile radius - \$66.9k
- 3 mile radius - \$61.7k



The information in this package was gathered from sources deemed reliable, however Evans Elder Brown & Seubert makes no representation or warranty of the accuracy of the information. Any buyer or tenant considering a purchase or lease of this property should confirm any and all information relied upon in making the decision to purchase or lease prior to finalizing the transaction and bears the risk of all inaccuracies.

Gateway End-Cap Retail

Pacific Village Center
3125 Gateway Street
Springfield OR 97477

Evans
Elder
Brown &
Seubert

COMMERCIAL REAL ESTATE

CONTACT

Jack
Pennington

jack@eebcre.com


541.513.0918



The information in this package was gathered from sources deemed reliable, however Evans Elder Brown & Seubert makes no representation or warranty of the accuracy of the information. Any buyer or tenant considering a purchase or lease of this property should confirm any and all information relied upon in making the decision to purchase or lease prior to finalizing the transaction and bears the risk of all inaccuracies.

Location

Pacific Village Center
3125 Gateway Street
Springfield OR 97477



CONTACT

541.513.0918

Jack Pennington

jack@eebcre.com